

COVID-19

POCKET REFERENCE BOOK OF FIVE

Response and Containment for
Health and other Frontline Workers

CONTENT



WHAT IS MY ROLE: ANM, ASHA, AWW & OTHER COMMUNITY WORKERS	2
WHAT SHOULD I KNOW ABOUT COVID-19	3
WHO IS A SUSPECT	4
WHO IS A CONTACT CASE	5
HOW TO INTERACT WITH FAMILIES	6
HOW TO CREATE A SUPPORTIVE ENVIRONMENT	7
WHAT ARE THE SAFE PRACTICES TO BE PROMOTED	8
WHAT ARE THE SAFE PRACTICES AT HOME	9
HOW TO SUPPORT HOME QUARANTINE	10
HOW TO SUPPORT HOME QUARANTINE FOR FAMILY MEMBERS	11
HOW TO USE A MASK	12
HOW TO CONDUCT CONTACT TRACING	13
HOW TO COMMUNICATE DURING CONTACT TRACING	14
WHAT ARE THE PRECAUTIONS FOR ME DURING COMMUNITY VISITS	15
WHAT ARE THE SAFETY MEASURES FOR ME ON REACHING HOME	16
FACTS AND MYTHS	17



COVID-19

1. WHAT IS MY ROLE :

ANM, ASHA, AWW & OTHER COMMUNITY WORKERS

Health - ANM Under guidance of DSO/MO

- Provide information
 - (a) Preventive and control measures including social distancing
 - (b) Addressing myths and misconceptions;
- Support DSO on
 - (a) Contact tracing as per SOPs
 - (b) Implementing home quarantine, home care, and supportive
- services for HRG and probable cases urban/ rural areas and
- (c) Address stigma and discrimination.
- Reporting and feedback
- Team safety and prevention
- Supportive Supervision

Health -ASHA, CHV (in urban areas) and ICDS - AWW Under guidance of ANM and CDPO

- Community awareness through inter-personal communication
 - (a) Uptake of preventive and control measures including social distancing
 - (b) Addressing myths and misconceptions;
- Support ANM/Supervisor in house to house surveillance including
 - (a) Identification of HRG and
- probable cases
- (b) Ensure uptake of medical services in urban and rural areas and
- (c) Stigma and discrimination
- Reporting and feedback
- Self-prevention / safety
- Use of COVID 19 IEC materials

Other Community workers (SHG group leaders, Kisan mitra etc)

- Community awareness through inter-personal communication
- Uptake of preventive and control measures





COVID-19

2. WHAT SHOULD I KNOW ABOUT COVID-19

1

It is a disease called Coronavirus Disease-2019 caused by a Coronavirus named as SARS-CoV-2

2

The symptoms of COVID-19 are Fever ,
Cough and Difficulty in breathing

3

COVID-19 testing is not required if there are no symptoms like Fever, Cough or Difficulty in breathing.

4

If you have these symptoms of Fever, Cough or Difficulty in Breathing

OR



5

You are a contact of a laboratory confirmed positive case immediately call the State Helpline Number or Ministry of Health & Family Welfare, Government of India 24x7 helpline 011-2397 8046, 1075 or your ASHA/ANM.



COVID-19

HOW TO INTERACT WITH FAMILIES

1

Greet with local salutation and state purpose of your visit. Be respectful, polite and empathetic. Do not discriminate or be rude.

2

Be aware that suspected and confirmed cases, and their family members may be stressed or afraid. So, the most important thing you can do is to listen carefully to questions and concerns.

3

Gather accurate information from the person: their name, date of birth, travel history, list of symptoms, record and communicate as per the surveillance format. Write the information clearly



4

You may not have an answer for every question: a lot is still unknown about COVID-19 and it is okay to admit that.

5

If available, share information pamphlets or handouts with family members. Discuss their questions using IEC like pamphlets etc to enable better understanding and motivate them to share the CORRECT information with others.



COVID-19

HOW TO CREATE A SUPPORTIVE ENVIRONMENT

1

1. Talk to and involve Influencers
 - a. Make a list of local influencers (Gram Pradhan, Religious Leaders, Teachers, any other)
 - b. Explain & discuss the situation and protocols to be followed and seek their support in awareness campaign

2

2. Plan community support for high risk groups
 - a. Make a list of high risk people in the village as per contact tracing protocols
 - b. Identify people they meet or talk to; share preventive measures with these people and request them to keep communicating these measures to the high risk people

3

3. Develop community networks for support
 - a. Divide village into smaller groups for emergency planning, keep contact details of group coordinators
 - b. Share contact details of ANM, ASHA, AWW Ambulance, and other medical support with them

4

4. Help develop household emergency contact lists
 - a. Ensure each household has a current list of emergency contacts of the government help line, ANM, ASHA or AWW

5

5. Raise your voice against Stigma and Discrimination
 - a. Identify stigma and discrimination situations in the community
 - b. Talk to the affected households to support them in time of need.





COVID-19

WHAT ARE THE SAFE PRACTICES TO BE PROMOTED

1

1. Frequent handwashing
 - a. Regularly and thoroughly clean your hands with an 70% alcohol-based hand rub or wash them with soap and water for 40 secs

2

2. Maintain social distancing
 - a. Maintain at least 1 metre distance between yourself and others.
 - b. Avoid going to crowded places
 - c. Avoid organising and attending events, prayers, parties

3

3. Avoid touching eyes, nose and mouth
 - a. Because contaminated hands can transfer the virus to your eyes, nose or mouth

4

4. Practice good respiratory hygiene
 - a. Cover your mouth and nose with handkerchief or tissue when you cough or sneeze.
 - b. Dispose of the used tissue immediately in a closed dustbin.
 - c. Wash your hands with soap and water for 40 secs or rub hands with 70% alcohol based hand sanitiser

5

5. Stay informed and follow advice from ANM / ASHA/AWW
 - a. Stay informed on the latest developments about COVID-19
 - b. Check with the ASHA/ANM/AWW or PHC on any queries you have on how to protect yourself





COVID-19

WHAT ARE THE SAFE PRACTICES AT HOME

1

1. Stay away from others

- a. Stay in a specific room and away from other people in your home. Maintain distance of at least 1 meter. Restrict all movement so that others in the house stay safe from infection
- b. If available, use a separate bathroom

2

2. Seek health care and notify

- a. If suffering from fever, cough, or having difficulty in breathing, wear a mask to protect others and immediately get in touch with your nearest health facility or ASHA or ANM.

3

3. Wear a mask

- a. When you are around other people and before you enter a healthcare provider's clinic
- b. If sick person is unable to wear it, then other family members should wear it when they enter the sick person's room

4

4. Avoid going to public areas

- a. Do not go to work, school, or public areas
- b. If you are infected, you could transmit infection to others

5

5. Avoid visitors or support staff coming to the house

- a. You may likely pass infection unknowingly
- b. Support staff like maids, drivers, etc should be asked to stay away





COVID-19

HOW TO SUPPORT HOME QUARANTINE

1

1. Support: Assigned family member to take care of bed ridden patient helping them follow doctor's instructions for medication(s) and care.

2

2. Monitor Symptoms: Fever and breathing must be monitored regularly and reported immediately in case there is breathing difficulty or very high fever.

3

3. Protective Hygiene:

- Avoid sharing household items like dishes, drinking glasses, cups, eating utensils, towels, bedding with the patient. Throw used tissues in a lined closed trash can.
- Wash and disinfect linen in warm water and soap, dry in sun
- Washing machine: use disinfectant, soap, warm water, dry in sun
- Linen can be soaked in hot water and soap in a large drum, using a stick to stir, avoiding splashing (soak linen in 0.05% chlorine for approximately 30 minutes. Finally, rinse with clean water and let linen dry fully in the sunlight.
- Place all used tissues, disposable gloves, facemasks, and other contaminated items in a lined container before disposing them of with other household waste.

4

4. Clean and disinfect: All "high-touch" surfaces, such as counters, table tops, doorknobs, bathroom fixtures, toilets, phones, keyboards, tablets, and bedside tables, every day. Also, clean any surfaces that may have blood, stool, or body fluids on them.

5

5. Wash hands: with soap and water for at least 40 seconds or, if soap and water are not available, clean your hands with a 70% alcohol-based hand sanitizer. Wash often and especially after touching





COVID-19

HOW TO SUPPORT HOME QUARANTINE FOR FAMILY MEMBERS

1

1. Wash hand often thoroughly with soap and water for 40 secs or rub with 70% alcohol-based hand sanitizer



2

2. Keep away from elderly. Household members should stay in another room or be separated from the patient as much as possible. Household members should use a separate bedroom and bathroom, if available.



3

3. Avoid sharing household items e.g. dishes, drinking glasses, cups, eating utensils, towels, bedding, or other items with other people at home.



4

4. Wear a triple layered mask at all the time when in contact with infected person. Disposable masks are never to be reused. (Used mask should be considered as potentially infected). Mask to be disposed safely.



5

5. If symptoms appear (fever/cough /difficulty in breathing) he/she should immediately inform the nearest health centre or call your local phone number





COVID-19

HOW TO USE A MASK

1. Use a mask if and only when:

- You develop cough or fever.
- You are visiting a health facility.
- You are caring for an ill person and/or entering the room of an infected person.



2. Use a Mask Correctly:


- Unfold pleats, facing down, place over nose, mouth and chin.
- Fit nose piece over nose-bridge. Tie strings upper string tied - top of head above ears lower string at the back of the neck.
- Leave no gaps on either side of the mask, adjust to fit.
- Do not pull the mask down or hang it from the neck
- Avoid touching the mask while in use.



- ### 3. Replace masks
- with a new clean, dry mask as soon as they become damp/humid. Do not re-use single-use masks.

4. Remove the mask

- By using appropriate technique (i.e. do not touch the front but remove the lace from behind)
- By first untying the string below and then the string above and handle the mask using the upper strings. Do not touch other surfaces of the mask while removing.



5. Disposing of Mask

After removal or whenever you inadvertently touch a used mask, clean hands by using an alcohol-based hand rub or soap and water. Discard single-use masks after each use and dispose of them immediately upon removal by soaking in household bleach solution and then throwing in a closed dustbin





COVID-19

HOW TO SUPPORT HOME QUARANTINE FOR FAMILY MEMBERS

1

1. Visiting Contact: Contact tracing done by visiting the local residence of the contact(s) by Health Personnel, (including ASHA/ANM) Telephone may be used in certain circumstances or for follow-up.

2

2. Introducing purpose: Introduce yourself, explain purpose of contact tracing, collect data in prescribed format.

3

3. Use Formats: Contact tracing to include identification of extended social networks and travel history of cases during the 28 days after onset of illness.

4

4. Monitoring: Contacts of confirmed cases traced and monitored for at least 28 days after the last exposure to the case patient for evidence of SARS-CoV-2 symptoms as per case definition.

5

5. Follow-up: Information about contacts can be obtained from:

- a. Patient, his/her family members,
- b. persons at patient's workplace or school associates, or others with knowledge about the patient's recent activities and travels





COVID-19

WHO IS A SUSPECT

SUSPECT

1

Anyone with acute respiratory illness {fever and at least one sign/symptom of respiratory disease (cough, difficulty in breathing),

AND



2

A history of travel to or residence in a country/area or territory reporting local transmission of COVID-19 disease during the 14 days prior to symptom onset;

OR

3

Anyone with any acute respiratory illness AND having been in contact with a confirmed COVID-19 case in the last 14 days prior to onset of symptoms;

OR

4

Anyone with severe acute respiratory infection {fever and at least one sign/symptom of respiratory disease (cough, difficulty in breathing)} AND requiring hospitalization;

OR

5

A case for whom testing for COVID-19 is inconclusive.
Laboratory Confirmed case: A person with laboratory confirmation of COVID-19 infection, irrespective of clinical signs and symptoms.



COVID-19

WHO IS A CONTACT CASE

1

Staying in the same house without proper protection with COVID-19 patient

2

Staying in the same close environment as a COVID-19 patient (including workplace, classroom, household, gatherings)

3

Traveling together in close proximity (less than 1 m) with a symptomatic person who later tested positive for COVID-19

4

Person providing direct care to a COVID-19 patient

5

Epidemiological link may have occurred within a 14-day period before the onset of illness in the case under consideration





COVID-19

HOW TO SUPPORT HOME QUARANTINE

1

Always be polite. COVID-19 can infect anyone, anywhere. Do not discriminate, shout, or use rude language. Tell people about the purpose of your visit and what you will do with the answers you are seeking. Say that this is the support that the government is giving to all citizens.



2

Keep distance of 1 meter: When you meet people, avoid touching or close physical contact. This is true for passing on infection either way. It is better to sit in the open and speak with the family members if space and situation allows.

3

Interview: Ask questions and get very specific answers. When you are writing, make sure your writing is clear and complete information (addresses, names, contact numbers) is written legibly.

Address:
Name:
Contact Number:



Feedback: Check if people have understood your messages correctly by taking feedback and asking them to repeat what you have advised or shared

4

5

Clarifications: If there are questions and you have the answers, you must share this with the community member. However, if you do not have the answer, do not hesitate to say so. A lot is still unknown about COVID-19

I don't have clarification regarding this



Be Prepared when you go to the field:

- Carry a Sanitizer/soap for cleaning your hand
- Carry your formats
- Carry your own writing materials
- like pen, writing pad
- Carry your masks and extra masks if required



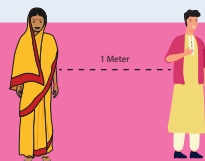


COVID-19

WHAT ARE THE PRECAUTIONS FOR ME DURING COMMUNITY VISITS

1

1. Maintain distance of 1 meter from people and avoid close physical contact when you are communicating



2

2. Use a three layered mask to cover your face. Make sure it is properly worn



3

3. Avoid touching your face (eyes, nose, mouth) at all times. Frequently wash your hands with soap and water for 40 secs frequently, or use 70% alcohol based hand-rub



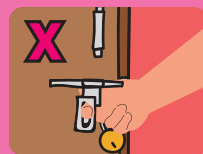
4

4. Wash your hands with soap and water for 40 secs or use a 70% alcohol based hand rub.



5

5. Avoid touching high touch points like door bells, door knobs, support rails and handles, hand rails etc.





COVID-19

WHAT ARE THE PRECAUTIONS & SAFETY MEASURES ME ON REACHING HOME

1

Carefully remove your face mask and gloves using the correct method, avoid touching front of your mask at all time, untie lace from behind and do not let the mask hang low around your neck.

2

Dispose off used mask and gloves by throwing them in a covered dustbin. (See: MASK MANAGEMENT).

3

If you have carried your bag/register, wipe them down with the disinfectant solution

4

Wash your hands with soap and water for 40 secs or 70% alcohol based hand-sanitizer before you touch anything else.

5

If you get any symptoms like cold, dry cough, fever, contact the nearest Government Facility or District Surveillance Officer immediately.





COVID-19

FACTS AND MYTHS

1. Statement: With the summers coming up, the Coronavirus will be killed

FACT: The COVID-19 virus can be transmitted in ALL AREAS, including areas with hot and humid weather. The best way to protect yourself against COVID-19 is by frequently washing your hands with soap and water, covering your coughs and sneezes and avoiding crowded places.

2. Statement: Having a bath with hot water will kill the virus

FACT: The virus lives inside the body where the temperature is maintained at 37°C and is not affected by a hot water bath that you have.

3. Statement: Eating raw garlic, sesame seeds will protect you against the virus

FACT: Garlic is a healthy food that has other benefits but does not protect you against the Coronavirus.

4. Statement: Getting the pneumonia vaccine will protect you against the virus

FACT: While vaccines for Pneumonia will certainly protect you against pneumonia, it has not protective effect

against the Novel Coronavirus.

5. Statement: You can get COVID-19 through mosquito bites

FACT: The Coronavirus cannot be spread through the bite of a mosquito. It is spread through droplets spread when an infected person sneezes or coughs

6. Statement: Spraying alcohol or disinfectant over your body can prevent infection

FACT: Spraying with alcohol or sanitizer on clothes and body, or consuming alcohol will not prevent you from getting infection. Infection spreads when the virus enters the body through nose or mouth. Cleaning and wiping hands with alcohol is to prevent the germ from entering your system through infected hands when you touch your mouth or you eat food with infected hands.

7. Statement: Regularly rinsing the nose with saline will prevent the infection

FACT: Rinsing nose with saline has in few cases helped in containing common cold, but has no evidence to suggest it is effective against the Novel Coronavirus infection

